

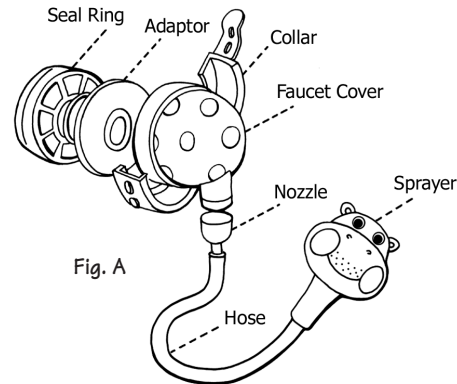
Sassy[®] Bath Shower Spray

Sassy Bath Shower Spray makes bath time with baby a blast!

Sassy Bath Shower Spray helps make bathing easier for you and more comfortable for baby. The Bath Shower Spray easily attaches to kitchen or bathtub faucets for bathing convenience at any age. Sassy Bath Shower Spray provides a "Too Hot" color change feature that helps to reassure you that the water temperature is comfortable. The hippo's cheeks change color to warn you if bath water is too hot. The extra-long 48" hose makes it easy to shampoo and rinse baby's hair without getting water in baby's face, making bath time tear-free fun for baby!

For use on Bathtub Faucet

(This product should not be used with Delta HDF Diverter Bathtub Spouts #RP17453, #RP17454 or other faucets with pull-down shower activators).



Bath Shower Spray Components

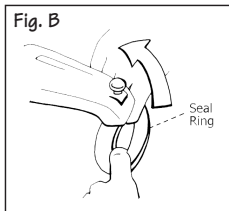


FIGURE B

For best results, make sure the seal ring and faucet are both dry before assembling. Remove adaptor from inside seal ring and stretch seal ring over faucet (Fig. B). Position seal ring close to front of faucet. If you have a shower knob on top of your faucet, the seal ring will need to be positioned behind shower knob.

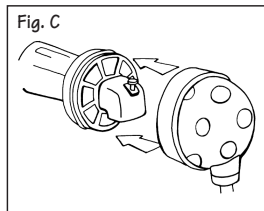


FIGURE C

Slide faucet cover over seal ring (Fig. C). Make sure the raised edge on the outside of the seal ring fits inside the interior groove of the faucet cover (NOTE: Cover fits tightly so some twisting may be required for secure fit).

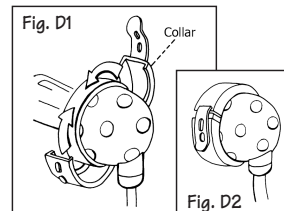


FIGURE D1 and D2

Place collar around faucet cover (Fig. D1) and lock into place (Fig. D2). Slowly turn water on until a gentle shower sprays from hand-held sprayer. If dripping occurs from nozzle or faucet cover, slightly reduce water pressure or check hose for kinks. Before rinsing baby,

allow water to run through Bath Shower Spray for 1 minute. If hippo's cheeks have turned white, water is too hot for baby (approximately 103°F). Reduce water temperature until hippo's cheeks return to original pink color, indicating a safe bathing temperature. **ATTENTION: As an extra precaution an adult should always place hand in water to test temperature before rinsing baby.**

Sassy[®] Bath Shower Spray

For use on Kitchen Faucet:

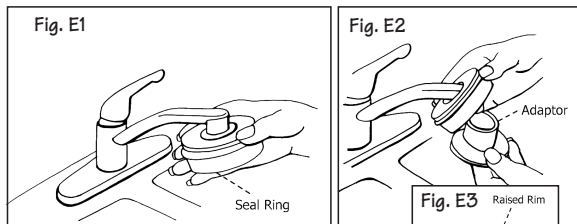


FIGURE E1, E2, and E3

Slide seal ring onto faucet as shown (Fig. E1). If seal ring does not fit tight on faucet, insert adaptor inside the seal ring (Fig. E2). Make sure the raised rim on the adaptor is inserted completely through the middle of the seal ring (Fig. E3).

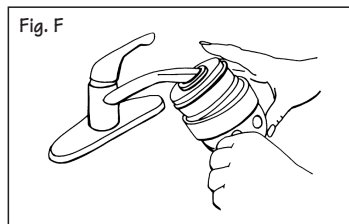


FIGURE F

Slide faucet cover over seal ring (Fig. F). Make sure the raised edge on the outside of the seal ring fits inside the interior groove of the faucet cover (NOTE: Cover fits tightly so some twisting may be required for secure fit).

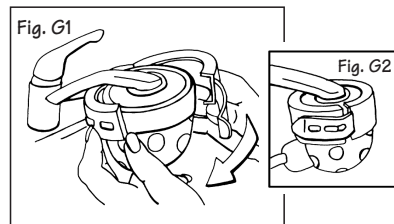


FIGURE G1 and G2

Place collar around faucet cover (Fig. G1) and lock into place (Fig. G2). Slowly turn water on until gentle shower sprays from hand-held sprayer. If dripping occurs from nozzle or faucet cover, slightly reduce water pressure or check hose for kinks. Before rinsing baby, allow water to run through Bath Shower Spray for 1 minute. If hippo's cheeks have turned white, water is too hot for baby (approximately 103°F). Reduce water temperature until hippo's cheeks return to original pink color, indicating a safe bathing temperature. **ATTENTION: As an extra precaution, an adult should always place hand in water to test temperature before rinsing baby.**

©2002 Sassy, Inc.
2305 Breton Industrial Park Dr. S.E.
Kentwood, MI 49508
(616) 243-0767
www.sassybaby.com

Made in China Model #185

WARNING: Never leave a child unattended in a bathtub!
For safety questions call the Consumer Product Safety
Commission at 1-800-638-2772 or visit www.cpsc.gov